

Switch to porcelain

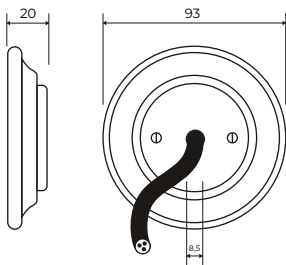
KATY
PATY



Porcelain switches - porcelain gland

ROO


DIMENSIONS



VOLTAGE

IP20

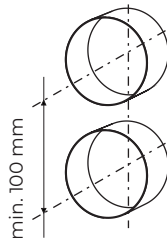
WIRING DIAGRAM



MACHINE & WARRANTY

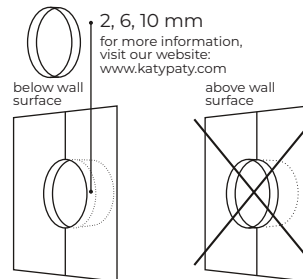
Extended warranty:
for porcelain: 50 years

DISTANCE BETWEEN BOXES



GAP

for gap below the wall surface
use following reduction



COLORS (SURFACE)

Glossy
Matt

SCREWS



Stainless
Black
Silver
Brass
White

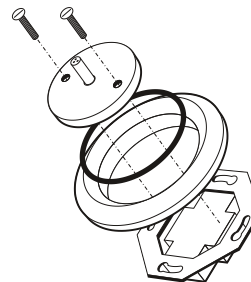
TIGHTENING TORQUE



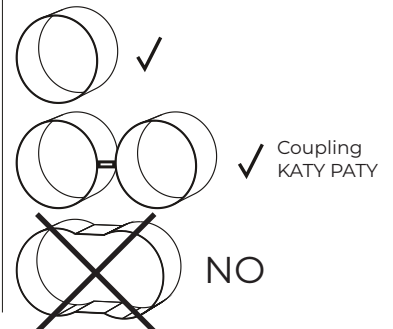
Tightening torque
for porcelain **max** 0,1N



ASSEMBLY



COMPATIBILITY OF BOXES



FRAGILE



HANDLE WITH CARE

BLOCKED FOR TRANSPORT

Weight: 120g